

TEREX | FINLAY

60 YEARS
PASSION & INNOVATION





A DYNAMIC GLOBAL BUSINESS

1953

JOHN FINLAY

Manufactures his first block making machine.



2005

Begin manufacturing tracked mobile crushers.

INTRODUCTION OF
J-1175 Jaw Crusher
I-1312 Impact Crusher



1976



Screening production relocated to a purpose built manufacturing facility in Omagh, Northern Ireland.

2007



INTRODUCTION OF

- J-1160 jaw crusher,
- I-110RS impact crusher with detachable screen and recirculation system
- C-1540 cone crusher

2009

INTRODUCTION OF

- J-1480 Jaw Crusher
- I-130 Impact Crusher



2011



INTRODUCTION OF

- 863 Heavy Duty Scalper

2013



INTRODUCTION OF

- 694+ diesel/electric inclined screen
- 883 Spaleck heavy duty scalper
- 893 heavy duty scalper
- 1-100RS impact crusher

PROGRESS THROUGH DIVERSITY
SPALECK since 1869
conveying and separation technology

2014



INTRODUCTION OF

- Dual Power Train:
C-1540 Dual Power Cone Crusher
J-1175 Dual Power Jaw Crusher
694+ Dual Power Inclined Screen
- C-1550 Cone Crusher
- J-1170AS Jaw Crusher
- J-960 Jaw Crusher
- 693+ Spaleck Inclined Screen
- 883+ Heavy Duty Screener
- 883+ Spaleck Heavy Duty Screener

2015

INTRODUCTION OF

- 873 Heavy Duty Scalper
- 873 Spaleck Heavy Duty Scalper
- J-960 Jaw Crusher
- C-1545 Cone Crusher
- C-1545P Cone Crusher
- C-1554 Cone Crusher



2016

FLINK

INTRODUCTION OF

- T-link Telematics system across our full range of Crushers
- I-140 Impact Crusher
- 674 Inclined Screen
- 873 Heavy Duty Screen
- Dual Power configuration for
- 883+ Heavy Screener
- 873 Heavy Screener

2017

INTRODUCTION OF

- I-140RS Impact Crusher
- J-1170 (Direct Drive) Jaw Crusher
- Second Generation J-1160 Jaw Crusher
- Second Generation J-960 Jaw Crusher
- TC-65 Conveyor
- TC- 80 Conveyor
- I-120RS Impact Crusher



2018



PASSION & INNOVATION

TEREX FINLAY. OUR HISTORY - A PEDIGREE TO BE PROUD OF:

INTRODUCTION OF

- I-120 Impact Crusher
- Second Generation 684 2-Deck Inclined Screener
- Second Generation 684 3-Deck Inclined Screener
- 883+ Triple Shaft Heavy Duty Screener
- Fifth Generation 883+ Heavy Duty Screener
- TF-75 Ft High Level Feeder
- TF-75 Ft Low Level Feeder
- TR-75 Ft Radial Conveyor
- TC-100 Conveyor



1958



First Finlay mobile screening unit introduced to UK and Irish markets.



1999

Finlay operation acquired by Terex Corporation.

2006

INTRODUCTION OF

- I-110 impact Crusher
- Second generation 883 heavy duty screen launched



2008

INTRODUCTION OF

- 984 Horizontal Screen
- C-1540RS Cone Crusher with detachable screen and recirculation system
- Second Generation J-1175 Jaw Crusher



2010



INTRODUCTION OF

- C-1550 Cone Crusher
- Second Generation 693+ Inclined Screen
- Second Generation 694+ Inclined Screen

2012

INTRODUCTION OF

- 684 Inclined Screen
- J-1170 Jaw Crusher
- I-100 Impact Crusher





JAW CRUSHER



IMPACT CRUSHER



CONE CRUSHER



I-140RS



J-960




The next generation Terex Finlay J-960 is a compact and aggressive mobile jaw crusher that has been designed with the customer and operator in mind. The machine has been redesigned with improved all round preventative maintenance and serviceability access points. The heartbeat of the machine is a robust direct driven Terex 900 x 600mm (35" x 24") single toggle jaw chamber which provides high capacity with large reduction ratios. Its compact size, excellent mobility and high crushing capacity even at tight settings in recycling and hard rock operations make the J-960 ideal for small to medium sized operators.

KEY FEATURES

- A number of innovative design features have been built improving material flow through increased clearances, improved service access points and all round maintenance serviceability.
- Direct drive jaw chamber fitted with an unblock feature that maximizes uptime.
- Jaw chamber has full hydraulic wedge adjust system for quick and easy on-site adjustment of the jaw CSS minimising downtime.
- The redesigned main conveyor with 440mm (1' 5") under jaw clearance minimises restrictions when operating in recycling applications.

TRANSPORT & WORKING




WEIGHT

28,000KG (61,730LBS)
(WITH BY-PASS CONVEYOR AND SINGLE POLE MAGNET OPTIONS)



TRANSPORT & WORKING



WEIGHT

35,350KG (77,930LBS)
(WITH TWIN POLE MAGNET, DIRT CONVEYOR AND HOPPER EXTENSIONS)



J-1160

The second generation Terex Finlay J-1160 primary mobile jaw crusher was designed with the customer and operator in mind. The machine has been designed with increased under jaw clearance and all round preventative maintenance and serviceability access.

The heartbeat of the machine is the renowned and aggressive Terex 1000 x 600mm (40" x 24") jaw crusher with a proven pedigree in recycling, demolition and aggregate production applications. The hydrostatic drive gives the operator the flexibility of variable crushing speed and the ability to run the chamber in reverse in certain applications.

Designed to maximize fuel efficiency and deliver one of the lowest cost per ton in the market place the machine is the ideal solution for small to medium sized operators.

KEY FEATURES

- The robust high performance hydrostatic driven single toggle jaw chamber provides high capacity with large reduction ratios.
- Automatic variable speed VGF ensures continuous choke feeding of the crushing chamber for optimal productivity.
- High powered hydrostatic drive ensures precise chamber controls and reverse functionality for clearing blockages and assisting in demolition and recycling applications.
- Fully hydraulic adjustable closed side setting minimises downtime and offers quick adjustment.



J-1170



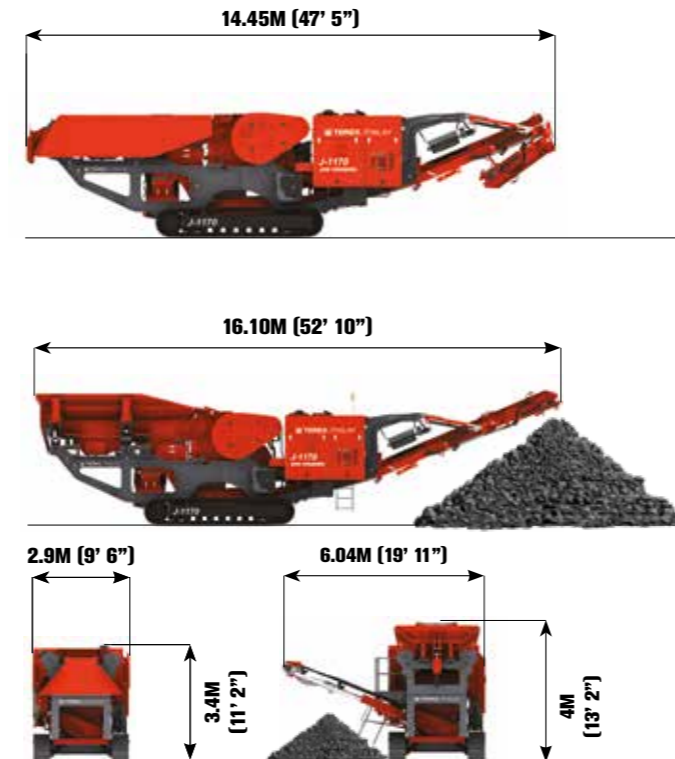
The Terex Finlay J-1170 is a compact and aggressive tracked primary jaw crusher. The heartbeat of the machine is a robust hydrostatically driven Terex jaw chamber which provides high capacity with large reduction ratios. The jaw chamber configuration can be set up specifically for quarrying applications or processing construction demolition debris using the hydraulic release chamber option.

The J-1170 features a heavy duty variable speed VGF and integrated prescreen giving excellent production throughput in quarrying, mining, demolition and recycling applications. Notable options include a variable speed pan feeder along with an independent prescreen system. The J-1170's 48.9 tonne / 107,806lbs transport weight and compact dimensions mean lower transport costs between and within crushing sites.

KEY FEATURES

- ◆ The robust high performance hydrostatically driven single toggle jaw chamber provides high capacity with large reduction ratios.
- ◆ Automatic variable speed VGF ensures continuous choke feeding of the crushing chamber for optimal productivity.
- ◆ High powered hydrostatic drive ensures precise chamber control and reverse functionality for clearing blockages and assisting in demolition and recycling applications.
- ◆ Hydraulically assisted closed side setting adjustment minimises downtime and offers quick adjustment.
- ◆ Its compact size, quick set up times, ease of transport and user friendly operational features make the J-1170 ideal for all sized operators.

TRANSPORT & WORKING



WEIGHT

48,900KG (107,806LBS)
 (WITH HA CHAMBER,VGF, SINGLE POLE MAGNET,
 BY-PASS CONVEYOR AND STANDARD MAIN CONVEYOR)



J-1170



J-1170D



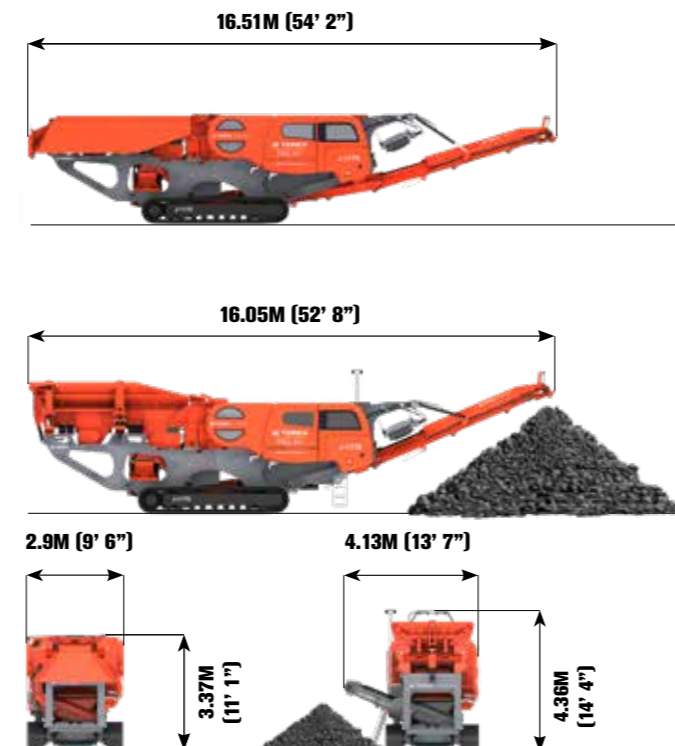
The Terex Finlay J-1170 is a compact and aggressive tracked primary jaw crusher. The heartbeat of the machine is a robust direct driven Terex jaw chamber which provides high capacity with large reduction ratios. The jaw chamber configuration can be set up specifically for quarrying applications or processing construction demolition debris using the hydraulic release chamber option.

The J-1170 features a heavy duty variable speed VGF and integrated prescreen giving excellent production throughput in quarrying, mining, demolition and recycling applications. Notable options include a variable speed pan feeder along with an independent prescreen system. The J-1170's 48 tonne / 105,822lbs transport weight and compact dimensions mean lower transport costs between and within crushing sites.

KEY FEATURES

- Robust proven Terex 1100mm x 700mm jaw crusher for high capacity and large reduction ratios in quarrying, mining, demolition and recycling applications.
- Optional hydraulic release for demolition and recycling applications.
- Compact dimensions and quick set-up make the J-1170 the optimum solution for contract crushing as well as demanding in-pit applications.
- Direct drive jaw chamber fitted with an unblock feature that maximizes uptime.
- Hydraulically assisted closed side setting adjustment minimizes downtime and offers quick adjustment.

TRANSPORT & WORKING




WEIGHT

48,000KG (105,822LBS)
(HA, VGF, SINGLE POLE MAGNET, BYPASS CONVEYOR, STANDARD RIGID CONVEYOR & UNBLOCK FEATURE)



TRANSPORT & WORKING



WEIGHT

54,600KG (120,372LBS)
(WITH HA CHAMBER, VGF, SINGLE POLE MAGNET, BY-PASS CONVEYOR, AFTERSCREEN SYSTEM) OTHER OPTIONS AVAILABLE



J-1170AS

The J-1170AS jaw crusher provides the flexibility of a crushing and screening plant on one machine. This aggressive machine features a detachable on-board sizing screen. The heartbeat of the machine is a robust hydrostatically driven Terex jaw chamber which provides high capacity with large reduction ratios. The jaw chamber configuration can be set up specifically for quarrying applications or processing construction demolition debris using the hydraulic release chamber option. The J-1170AS features a heavy duty variable speed VGF and integrated prescreen giving excellent production throughput in quarrying, mining, demolition and recycling applications.

KEY FEATURES

- On board After Screen delivering a single sized product removing the need for a second machine.
- After Screen system can be removed quickly allowing the operator to use as a standard unit, giving the operator versatility depending on the application.
- Automatic variable speed VGF ensures continuous choke feeding of the crushing chamber for optimal productivity.
- High powered hydrostatic drive ensures precise chamber control and reverse functionality for clearing blockages and assisting in demolition and recycling applications.
- Hydraulic assisted closed side setting adjustment minimises downtime and offers quick adjustment.



J-1175



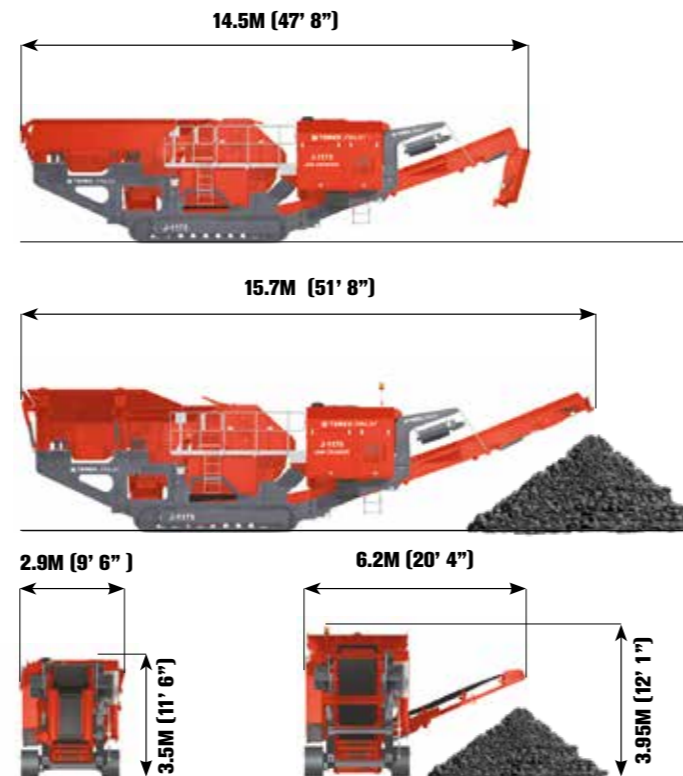
The Terex Finlay J-1175 is a high performance tracked mobile jaw crusher. Incorporating the Terex Jaques JW42 jaw crusher and a heavy duty VGF feeder the Finlay J-1175 gives optimum production in a range of applications.

Its compact size, quick set up times, ease of transport and simple maintenance make the Terex Finlay J-1175 ideal for quarrying, mining, demolition and recycling applications.

KEY FEATURES

- The robust high performance hydrostatically driven single toggle jaw chamber provides high capacity with large reduction ratio's.
- Automatic variable speed VGF ensures continuous choke feeding of the crushing chamber for optimal productivity.
- High powered hydrostatic drive ensures precise chamber controls and reverse functionality for clearing blockages and assisting in demolition and recycling applications.
- Fully hydraulic closed side setting minimises downtime and offers quick adjustment.

TRANSPORT & WORKING

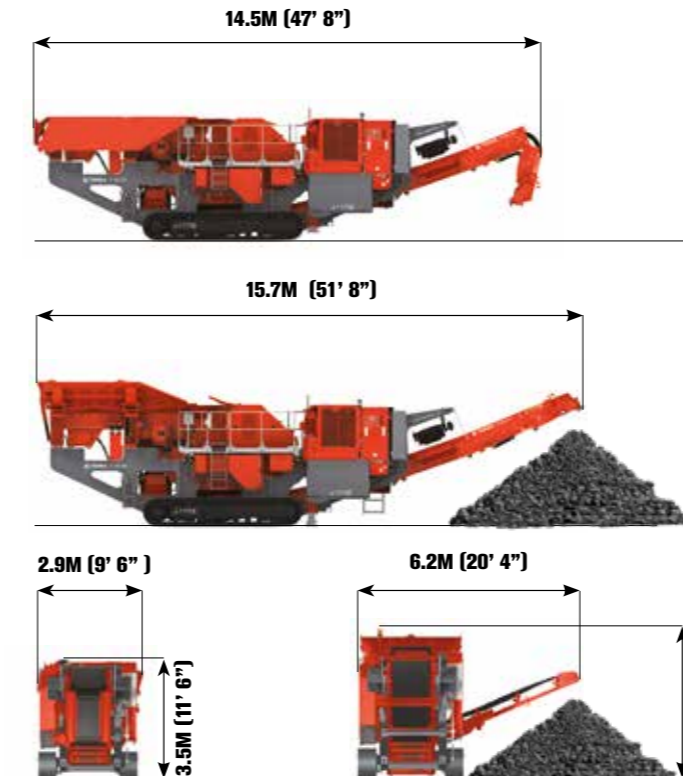


WEIGHT

51,300KG (113,096LBS)
(VGF, WITHOUT BY-PASS CONVEYOR AND MAGNET OPTIONS)



TRANSPORT & WORKING



WEIGHT

54,300KG (119,711LBS)
(VGF, WITHOUT BY-PASS CONVEYOR AND MAGNET OPTIONS)



J-1175

The dual powered Terex Finlay J-1175 jaw crusher offers operators the flexibility to power the plant either by mains electric connection or the onboard genset powerpack configuration. Either power option presents operators with significant power, servicing and maintenance cost savings in direct comparison to a diesel/hydraulic powered plant.

The plant incorporates the robust Terex JW42 high performance electrically driven single toggle jaw chamber and a heavy duty VGF feeder to give optimum production in quarrying, mining, demolition and recycling applications. Additional benefits include, rapid set up time, ease of maintenance, high reduction ratio, high output capacity and advanced electronic control system.

KEY FEATURES

- The plant's electrically driven power systems provide significant cost advantages and efficiencies.
- Superior performance in dusty applications and in high altitude environments.
- Automatic variable speed VGF ensures continuous choke feeding of the crushing chamber for optimal productivity.
- High powered electric drive ensures precise chamber controls and reverse functionality for clearing blockages and assisting in demolition and recycling applications.



J-1480




The Terex Finlay J-1480 incorporates the Terex Jaques JW55 single toggle jaw crusher which boasts a throughput capacity up to 750mtph depending on application and material. The machine is available with the optional direct drive which offers improved fuel efficiency and greater power utilisation or the standard hydrostatic drive which offers reversible operation for clearing blockages and for use in demolition applications. The large 10m³ hopper has hydraulically folding sides and hydraulic wedge clamp system providing faster machine set up time. The machine features a vibrating pan feeder and an aggressive independently driven pre-screen which provides optimum separation of dirt, fines and difficult materials.

KEY FEATURES

- Terex Jaques Jaw with fully hydraulic adjustable closed side setting.
- Hydrostatic & Direct drive systems with advanced electronic control system.
- 10m³ (13yd³) hopper capacity. Optional hopper side extensions are available.
- Independent VGF feeder and Pre-Screen.
- Selectable discharge to by-pass conveyor or main conveyor.

TRANSPORT & WORKING



WEIGHT

79,450KG (175,157LBS)
(WITHOUT BY-PASS CONVEYOR AND TWIN POLE MAGNET OPTIONS)



684 3-Deck



J-1160



I-100




The Terex Finlay I-100 tracked impact crusher has been specifically designed for quarrying, recycling and demolition applications. The I-100 features a Ø860mm x 860mm (Ø34" x 34") direct drive impact chamber with variable rotor speed. The advanced electronic control system monitors, controls and regulates the speed of VGF with, integrated pre-screen, to maintain a consistent feed of material into the impact chamber while maintaining optimal crushing capacity. The machine provides operators high material reduction ratios and produces a consistent product grading.

KEY FEATURES

- Hydraulic apron setting assist provides convenient and efficient adjustment of the aprons.
- Hydraulic overload protection provides instant protection for uncrushable material.
- Heavy duty vibrating feeder (VGF) with integrated pre-screen helps by-pass dirty fines
- Direct drive crusher chamber with independent belt tensioner allowing for rapid adjustment.
- Crusher chamber is supplied with a 4 bar rotor and two apron design for large reduction ratios.

TRANSPORT & WORKING




WEIGHT

27,000KG (59,525LBS)
(WITH BY-PASS CONVEYOR & TWIN POLE MAGNET)



TRANSPORT & WORKING



WEIGHT

33,950KG (74,847LBS)
(WITH BY-PASS CONVEYOR & TWIN POLE MAGNET)



I-100RS

The Terex® Finlay I-100RS direct drive Ø860mm x 860mm (Ø34" x 34") horizontal impact crusher with variable speed gives operators unprecedented levels of fuel efficiency and production in both recycling and quarrying applications. The machine features a 2.44m x 1.2m (8' x 4') single deck screen for sizing and recirculating oversized material back to the crushing chamber and the sizing screen can be quickly detached for applications that do not require resizing or recirculation of materials for further processing. The I-100RS features hydraulic folding of all conveyors providing rapid set-up times and easy point to point moves when operating on multiple sites.

KEY FEATURES

- Direct drive Ø860mm x 860mm (Ø34" x 34") crusher chamber with unique belt tensioner system allowing for rapid adjustment.
- Hydraulic apron setting assist provides convenient and efficient adjustment of the aprons and hydraulic overload protection in event that an un-crushable object enters chamber.
- Detachable 2.44m x 1.2m (8' x 4') single deck screen returns oversized material back to the crusher via the on-board recirculating system.
- Quick and easy detachable screen, fines and transfer conveyor for open circuit crushing.
- Optional undercrusher pan feeder provides complete belt protection in recycling applications.



I-120

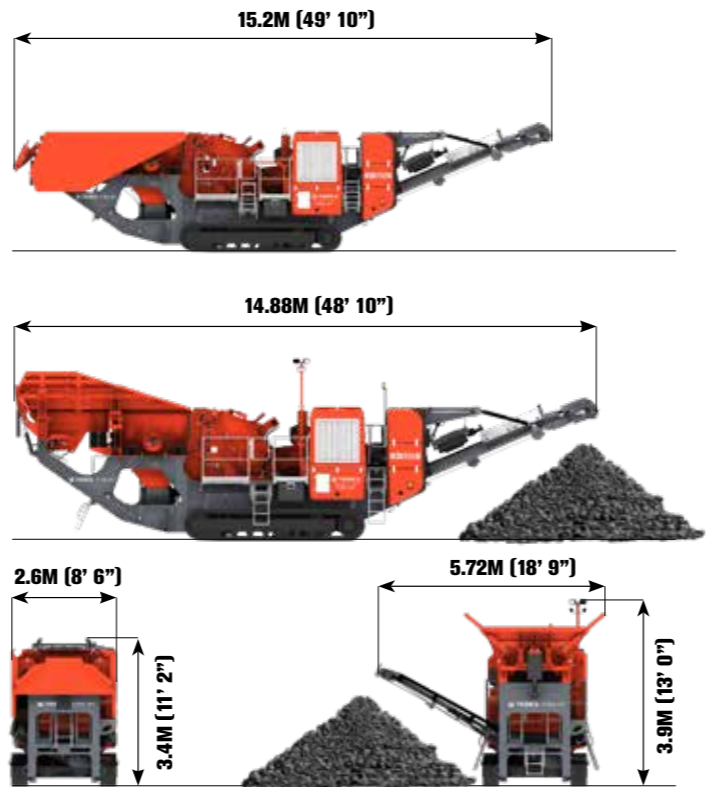


The next generation I-120 impact crusher has been designed with improved material flow and enhanced productivity in quarrying, mining, recycling and construction demolition applications. Incorporating the proven Terex® CR038 impact chamber with direct drive and advanced electronic control system the machine provides operators with high material reduction ratios and produces a consistent product shape. For operators in recycling and demolition applications the options of an underpan feeder and autoadjust on the chamber secondary apron are also available for the machine.

KEY FEATURES

- The ease of material flow through the machine has greatly improved with each component of the machine increasing in width as the material moves through the machine.
- Fully hydraulic apron setting assist provides convenient and efficient adjustment of the chamber aprons
- Heavy duty vibrating feeder (VGF) with integrated prescreen removes dirt fines and sizes bypass material for reprocessing.
- Curved corners on the feeder wear plate to minimize the chances of material building up in the corners when running in sticky material
- For efficient and safer onsite set up and tear down processes the hopper is hydraulically folded and locked from ground level.

TRANSPORT & WORKING

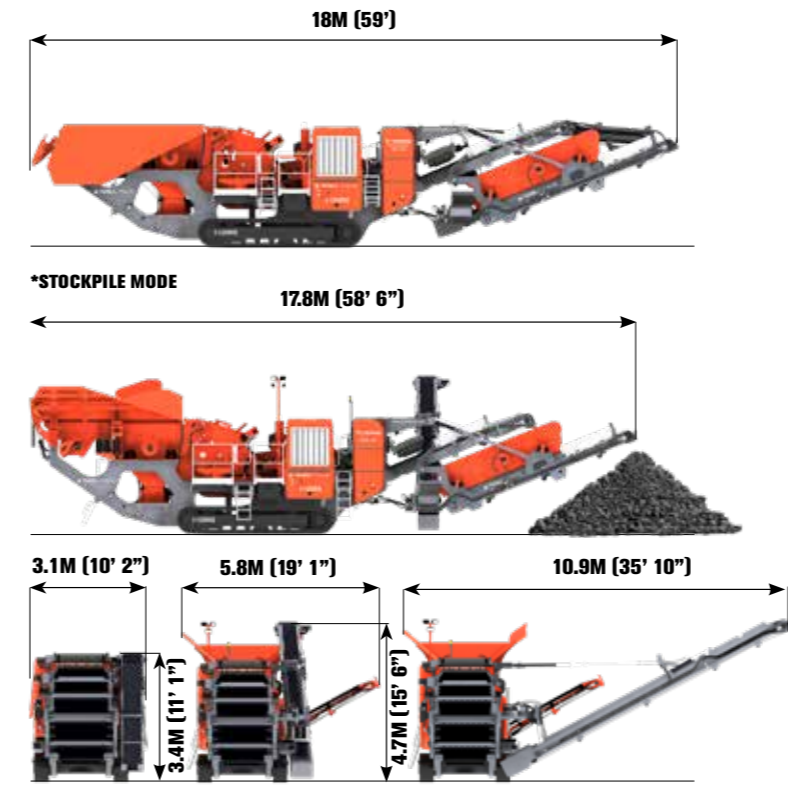


WEIGHT

37,000KG (81,571LBS)
(PRE-SCREEN, HOPPER EXTENSIONS, BY-PASS CONVEYOR & TWIN POLE MAGNET)



TRANSPORT & WORKING



WEIGHT

48,150KG (106,153LBS*)
(*VGF, HOPPER EXTENSIONS & HEAVY DUTY MAGNET)



I-120RS

The Terex Finlay I-120RS shapes the future through innovation. This new generation impact crusher with redefined style and advanced technological design gives improved material flow and production capabilities in quarrying, mining, demolition and recycling applications. Incorporating the Terex® CR038 impact chamber with direct drive and advanced electronic control system the machine provides operators with high material reduction ratios and produces a consistent product shape.

A key component of the machine is the on-board innovative quick detach 3.66m x 1.53m (12' x 5') two deck screen. For applications not requiring recirculation of materials for further processing or stockpiling the complete screening and recirculating system can be quickly detached from the machine.

The high productivity, ease of maintenance and operation makes the machine an ideal solution for large scale producers and contract crushing operators.

KEY FEATURES

- The ease of material flow through the machine has greatly improved with each component of the machine increasing in width as the material moves through the machine.
- Fully hydraulic apron setting assist provides convenient and efficient adjustment of the aprons
- Heavy duty vibrating feeder (VGF) with integrated prescreen removes dirt fines and sizes bypass material for reprocessing.
- Quick on-board detachable recirculating system including large 3.66m x 1.53m (12' x 5') two deck screen.
- Recirculating conveyor can be rotated from closed loop configuration or utilized for stockpiling making an additional oversized product.



I-140

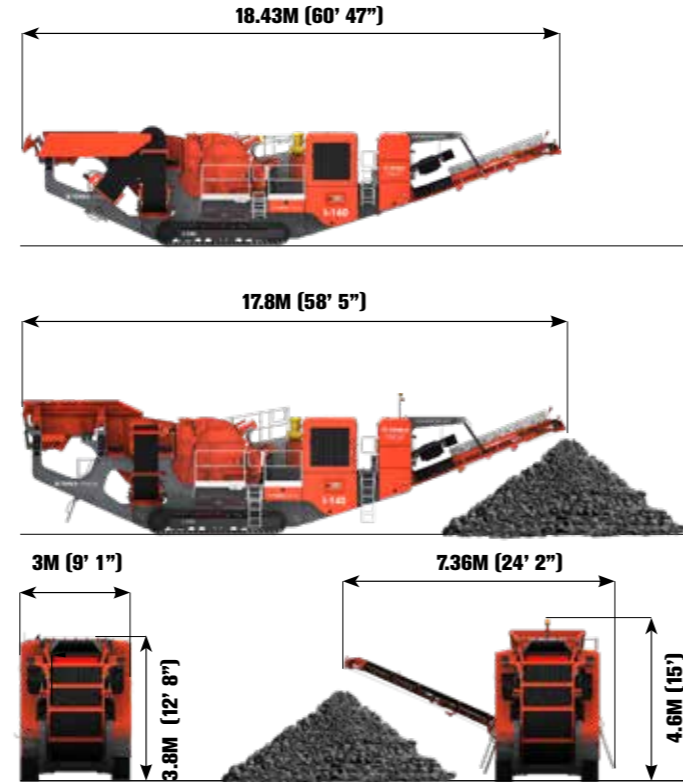


The Terex Finlay I-140 shapes the future through innovation. This new generation impact crusher with redefined style and advanced technological design gives improved material flow and production capabilities in quarrying, mining, demolition and recycling applications. Incorporating the a Terex® CR032 impact chamber with direct drive and advanced electronic control system the machine provides operators with high material reduction ratios and produces a consistent product shape. The high productivity, ease of maintenance and operation makes the machine an ideal solution for large scale producers and contract crushing operators.

KEY FEATURES

- The ease of material flow through the machine has greatly improved. With each component increasing in width as the material moves through the machine.
- Fully hydraulic assisted apron setting features makes adjustment of the aprons convenient and efficient.
- Heavy duty vibrating feeder (VGF) with integral pre-screen removes dirt fines and sizes bypass material for reprocessing.
- Optional under crusher vibratory plate feeder with wear resistant liners aids material discharge flow.

TRANSPORT & WORKING

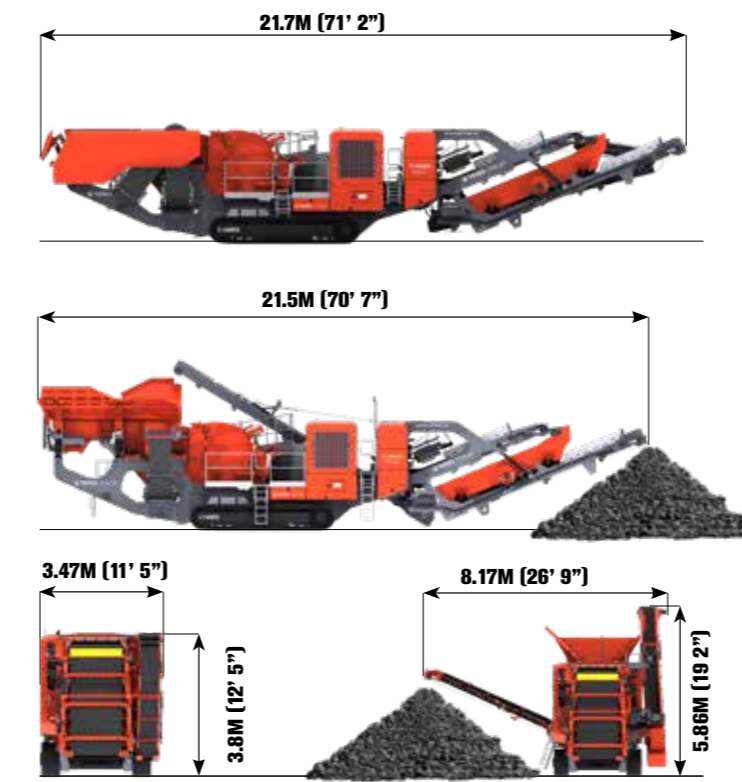


WEIGHT

48,720KG (107,410 LBS)
WITHOUT OPTIONS



TRANSPORT & WORKING



WEIGHT

72,300KG (159,394LBS) *EST
(WITH PRESscreen, BY-PASS CONVEYOR, UNDERPAN & MAGNET OPTIONS)



I-140RS



The Terex Finlay I-140RS shapes the future through innovation. This new generation impact crusher with redefined style and advanced technological design gives improved material flow and production capabilities in quarrying, mining, demolition and recycling applications. Incorporating the Terex® CR032 impact chamber with direct drive and advanced electronic control system the machine provides operators with high material reduction ratios and produces a consistent product shape.

A key component of the machine is the on-board innovative quick detach 4.8m x 1.5m (16' x 5') single deck screen. For applications not requiring recirculation of materials for further processing or stockpiling the complete screening and recirculating system can be quickly detached from the machine.

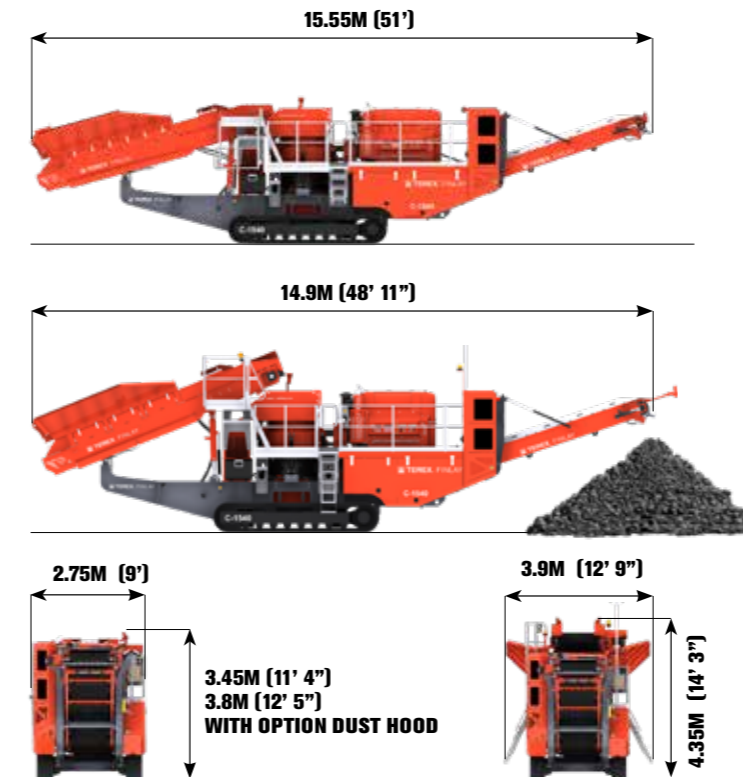
The high productivity, ease of maintenance and operation makes the machine an ideal solution for large scale producers and contract crushing operators.

KEY FEATURES

- The ease of material flow through the machine has greatly improved with each component increasing in width as the material moves through the machine.
- Fully hydraulic assisted apron setting features makes adjustment of the aprons convenient and efficient.
- Heavy duty vibrating grizzly feeder (VGF) with integral pre-screen removes dirt fines and sizes bypass material for reprocessing.
- Quick on-board detachable recirculating system including large 4.8m x 1.5m (16' x 5') single deck screen.
- Recirculating conveyor can be rotated from closed loop configuration or utilized for stockpiling making an additional oversized product.



TRANSPORT & WORKING



WEIGHT

33,350KG (73,524LBS)
WITHOUT OPTIONS



C-1540

The fuel efficient direct drive Terex Finlay C-1540 cone crusher is the optimum machine for medium sized producers and contract crushing operators.

This efficient and productive machine features the proven Terex 1000 cone crusher that is choke fed with integrated level sensor, automatic tramp relief and hydraulic closed side setting (CSS) adjustment.

The large hopper/feeder has an automated metal detection and a purge system to protect the cone and reduce downtime by removing metal contaminants via the purge chute.

Additional benefits include, rapid set up time, ease of maintenance, high reduction ratio, high output capacity and advanced electronic control system.

KEY FEATURES

- Fuel efficient direct drive transmission via a clutch.
- Hydraulic Tramp Relief System with automatic reset protects the chamber and minimises downtime.
- Metal detection system on feed belt with 'auto-stop' protects the cone from tramp metal and the purge system removes contaminants from the machine.
- Advanced load sensing auxiliary hydraulics maximizes plant efficiency

C-1540





C-1540P



The Terex Finlay C-1540P tracked mobile cone crusher has a proven pedigree in aggregate and ore surface mining applications. This efficient and productive machine incorporates the proven Terex® 1000 cone crusher with direct variable hydrostatic drive, automatic tramp relief and hydraulic closed side setting (CSS) adjustment.

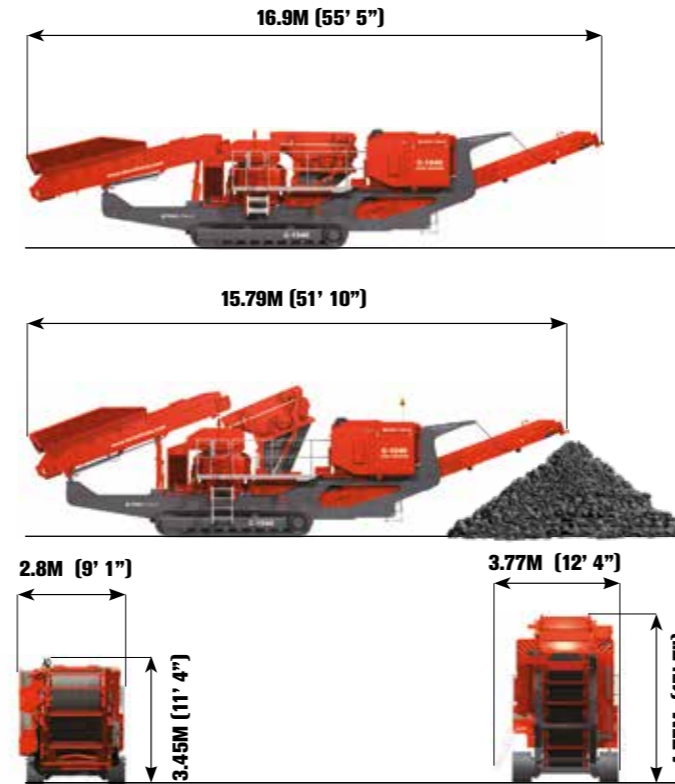
The Terex Finlay C-1540P can be fitted with an optional patented pre-screen module which allows fines materials to bypass prior to being fed to the crushing chamber offering better wear rates in the crushing chamber. The large hopper/feeder has an automated metal detection and a purge system to protect the cone and reduce downtime by removing metal contaminants via the purge chute.

Additional benefits include, rapid set up time, ease of maintenance, high reduction ratio, high output capacity and advanced electronic control system.

KEY FEATURES

- Direct hydrostatic cone drive with variable speed control gives efficient production and application versatility.
- Optional pre-screen module maximises production and reduces wear on the chamber by removing fine material before it enters the cone.
- Metal detection system on feed belt with 'auto-stop' protects the cone from tramp metal and the purge system removes contaminants from the machine.

TRANSPORT & WORKING

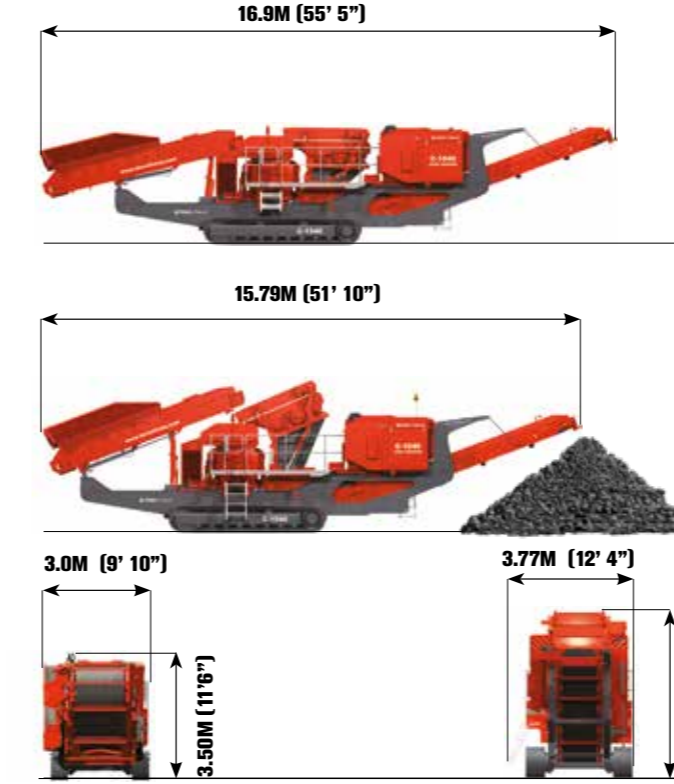


WEIGHT

40,220KG (88,670LBS)
(WITH OPTIONAL PRE-SCREEN)



TRANSPORT & WORKING



WEIGHT

45,320KG (99,914LBS)
(WITH OPTIONAL PRE-SCREEN)



C-1540



The dual powered Terex Finlay C-1540 cone crusher offers operators the flexibility to power the plant either by mains electric connection or the onboard genset powerpack configuration. Either power option presents operators with significant power, servicing and maintenance cost savings in direct comparison to a diesel/hydraulic powered plant.

This energy efficient and productive machine incorporates the proven Terex® 1000 cone crusher with direct electric drive, automatic tramp relief and hydraulic closed side setting (CSS) adjustment. The Terex Finlay C-1540E can be fitted with an optional patented pre-screen module which allows fines materials to bypass prior to being fed to the crushing chamber offering better wear rates in the crushing chamber. The large hopper/feeder has an automated metal detection and a purge system to protect the cone and reduce downtime by removing metal contaminants via the purge chute. Additional benefits include, rapid set up time, ease of maintenance, high reduction ratio, high output capacity and advanced electronic control system.

KEY FEATURES

- The plant's electrically driven power systems provide significant cost advantages and efficiencies.
- Superior performance in dusty applications and in high altitude environments.
- Optional pre-screen module maximises production and reduces wear on the chamber by removing fine material before it enters the cone.
- Metal detection system on feed belt with 'auto-stop' protects the cone from tramp metal and the purge system removes contaminants from the machine.



C-1540RS



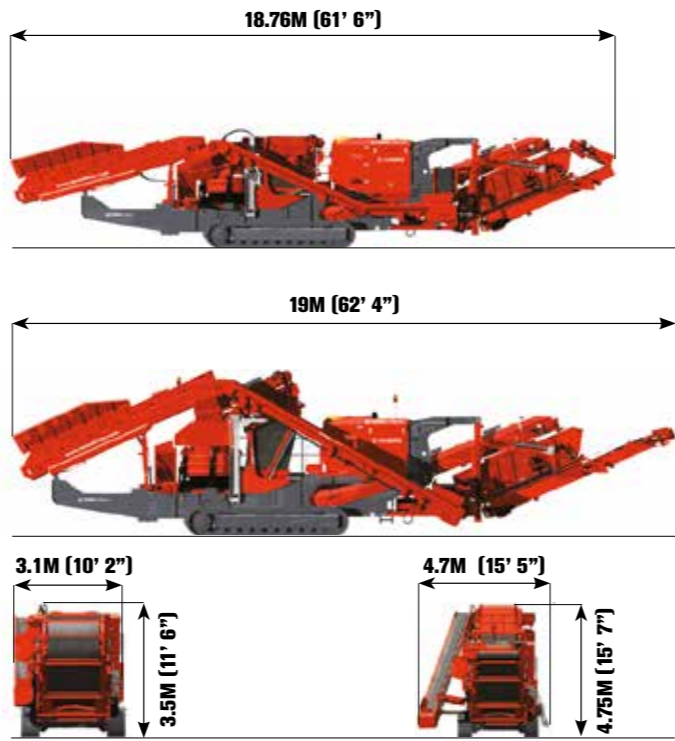
The Terex Finlay C-1540RS tracked mobile cone crusher provides the versatility of a crushing and screening plant on one machine in aggregate and ore surface mining applications. Based on the proven and tested Terex Finlay C-1540 cone crusher, this machine variant features an innovative on-board recirculating system and detachable sizing screen. If recirculation and sizing of materials is not required the sizing screen can be quickly detached from the machine without the need for lifting equipment.

The Terex Finlay C-1540RS can be fitted with an optional patented pre-screen module which allows fines materials to be removed prior to being fed to the crushing chamber offering higher production with lowest cost per ton wear and running costs. The large hopper/feeder has an automated metal detection and a purge system to protect the cone and reduce downtime by removing metal contaminants from the feed belt.

KEY FEATURES

- Detachable 3.66m x 1.53m (12' x 5') double deck sizing screen passes oversize material back to the crusher via the on-board recirculating conveyor.
- Quick and easy detachable screen and fines conveyor for open circuit crushing.
- The optional stacking conveyor in conjunction with the optional lower deck screen, produces a 2nd spec'd product.

TRANSPORT & WORKING



WEIGHT

51,120KG (112,700LBS)
(WITH OPTIONAL PRE-SCREEN, MID-GRADE TRANSFER & MID-GRADE STOCKPILING CONVEYOR)



C-1540



C-1545



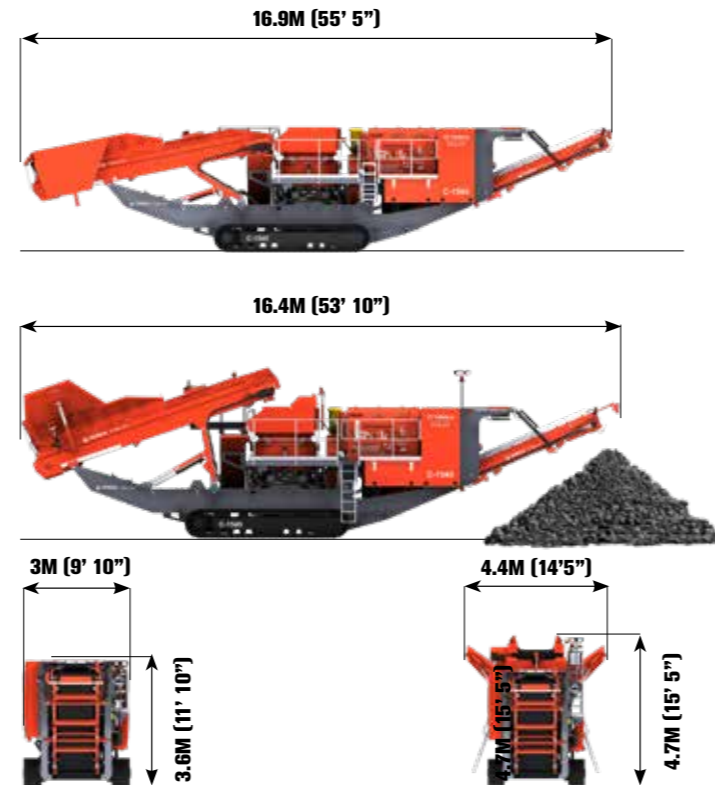
The Terex® Finlay C-1545 is a high capacity and aggressive cone crusher that consistently provides high output capacity and a product with excellent cubicity. This efficient and productive machine incorporates the NEW Terex® 1150 cone crusher driven by direct clutch drive with variable speed, automatic tramp relief and hydraulic closed side setting (CSS) adjustment.

The large hopper/feeder has a metal detection and a purge system to protect the cone and reduce downtime by removing metal contaminants via the purge chute. Additional benefits include, rapid set up time, ease of maintenance and advanced electronic control system.

KEY FEATURES

- NEW Terex® TC 1150 cone crusher provides high reduction and productivity ratios and gives excellent product cubicity.
- Fully Hydraulic CSS Adjustment with electronic monitoring system ensures ease of operation.
- Fuel efficient direct drive transmission through a wet clutch.
- Hydraulic Tramp Relief System with automatic reset protects the chamber and minimises downtime.
- Metal detection system on feed belt with 'auto-stop' protects the cone from tramp metal and the purge system removes contaminants from the machine.


TRANSPORT & WORKING



WEIGHT
43,440KG (95,769LBS)
(WITHOUT OPTIONS)



TRANSPORT & WORKING



WEIGHT
51,680KG (113,935 LBS)
WITHOUT OPTIONS



C-1545P

The Terex® Finlay C-1545P incorporates the Terex 1150 cone crusher driven through by direct clutch drive with variable speed, automatic tramp relief and hydraulic closed side setting (CSS) adjustment.

The machine features an on-board forward facing pre-screen module with a 2.1m x 1.52m (7' x 5') single deck screen for removal or bypass of fines from the feed material. The fines material can be discharged from the machine using the optional on-board by-pass conveyor or reintroduced onto the main product conveyor. Both methods improve the overall plant throughput capacity, product flexibility and liner wear reduction.

In applications where pre-screening of the feed material is not required the module can be hydraulically repositioned beneath the hopper/feeder. This provides a more compact working envelope as the feeder/hopper can hydraulically adjusted to feed directly into the cone chamber.

KEY FEATURES

- NEW Terex TC1150 cone crusher provides high reduction and productivity ratios and gives excellent product cubicity.
- The forward facing pre-screen module maximizes production and reduces wear on the chamber by removing fine materials before it enters the cone.
- The large hopper/feeder on the plant has an automated metal detection system to protect the cone and reduce downtime.
- The pre-screen module can be used to produce a roadbase product from the on-board side conveyor.



C-1550



The Terex® Finlay C-1550 is a high capacity and aggressive cone crusher for the surface ore mining and aggregate industries. This efficient and productive machine incorporates the proven Terex® 1300 cone crusher with direct variable clutch drive, automatic tramp relief and hydraulic closed side setting (CSS) adjustment.


The large hopper/feeder has an automated metal detection and a purge system to protect the cone and reduce downtime by removing metal contaminants via the purge chute.

Additional benefits include, rapid set up time, ease of maintenance, high reduction ratio, high output capacity and advanced electronic control system.

KEY FEATURES

- Fully Hydraulic CSS Adjustment with electronic monitoring system ensures ease of operation.
- Fuel efficient direct drive transmission through wet clutch.
- Hydraulic Tramp Relief System with automatic reset protects the chamber and minimises downtime.
- Metal detection system on feed belt with 'auto-stop' protects the cone from tramp metal and the purge system removes contaminants from the machine.

TRANSPORT & WORKING




WEIGHT

56,500KG (124,561LBS)
WITHOUT OPTIONS



TRANSPORT & WORKING



WEIGHT

64,820KG (142,903LBS)
WITHOUT OPTIONS



C-1550P

The Terex Finlay C-1550P incorporates the proven Terex 1300 cone crusher driven through by direct drive. The machine features a patented pre-screen module with a single deck 2.45m x 1.53m (8' x 5') screen for removal or bypass of fines from the feed material. The integrated chute system, below the pre-screen, allows the fines material to be discharged from the machine using the optional by-pass conveyor or reintroduced onto the main product conveyor. Both methods improve the overall plant throughput capacity, product flexibility and liner wear reduction. The cone features variable speed drive, hydraulic tramp relief system and ability to change closed side setting while crushing. The large hopper/feeder has an automated metal detection and a purge system to protect the cone and reduce downtime by removing metal contaminants via the purge chute.

The hydraulically adjustable feed conveyor allows the machine to be operated using either the innovative pre-screen system or if required by feeding directly into the cone.

KEY FEATURES

- Fully Hydraulic CSS Adjustment with electronic monitoring system ensures ease of operation.
- Fuel efficient direct drive transmission through wet clutch.
- Hydraulic Tramp Relief System with automatic reset protects the chamber and minimises downtime.
- Metal detection system on feed belt with 'auto-stop' protects the cone from tramp metal and the controllable purge system removes metal contaminants via the purge chute.



C-1554



The Terex® Finlay C-1554 is the ultimate mobile solution for any aggregates producer or contractor looking for a high output capacity machine that provides large reduction ratios and an excellent cubical shape.

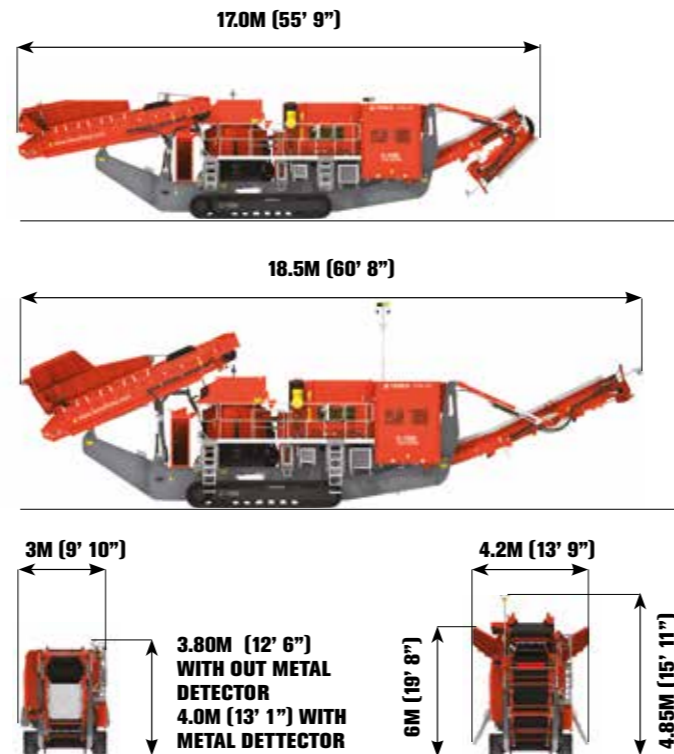
This aggressive machine incorporates the proven Terex® MVP450x cone crusher that can accept an all in feed and features direct variable speed clutch drive, automatic tramp relief and hydraulic closed side setting (CSS) adjustment.

The large hopper/feeder on the plant has an automated metal detection and a purge system designed to protect the cone and reduce downtime by removing metal contaminants via the purge chute.

KEY FEATURES

- Fully Hydraulic CSS Adjustment with electronic monitoring system ensures ease of operation.
- Fuel efficient direct drive transmission through wet clutch.
- Hydraulic Tramp Relief System with automatic reset protects the chamber and minimises downtime.
- Metal detection system on feed belt with 'auto-stop' protects the cone from tramp metal and the purge system removes contaminants from the machine.

TRANSPORT & WORKING



WEIGHT

60,260KG (132,850LBS)
WITHOUT OPTIONS



C-1554



693+



INCLINED



HEAVY DUTY



HORIZONTAL



883+
TRIPLE SHAFT




683

Renown for its quality, performance and productivity the Terex Finlay 683 combines scalping, screening and stockpiling into one self contained unit. Its rugged design enables the Terex Finlay 683 with its top deck 3.66m x 1.53m (12' x 5') and bottom deck 3.00m x 1.53m (10' x 5') screen to handle materials such as sand and gravel, limestone, crushed stone, coal, topsoil and demolition waste. Remote tipping reject grid, hydraulic screen tensioning of bottom deck mesh and three on-board hydraulic folding conveyors are standard. The Terex Finlay 683 is available on tracks or as a wheeled unit. Washing equipment can be fitted to the screenbox if required.

KEY FEATURES

- The double deck screen box has all round catwalk access allowing for ease of operational maintenance.
- Tracked mobility and hydraulic folding product conveyors allow for ease of movement and rapid set up.
- Maximum utilisation of the two decks provide ultra-efficient screening capacities even at small aggregate sizes.
- Screen box angle can be hydraulically adjusted to an angle between 18° and 39°.

TRANSPORT & WORKING

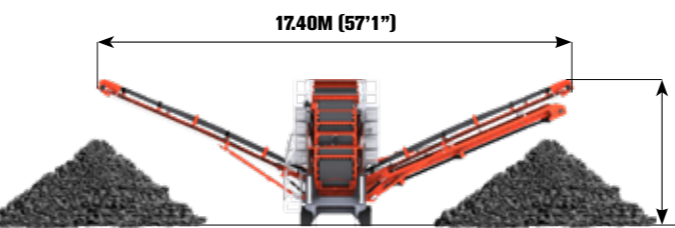


WEIGHT 24,250KG (53,462LBS)
(WITH TIPPING GRID)

**NOTE: MACHINE SHOWN WITHOUT TIPPING GRID
(THIS DOES NOT AFFECT OVERALL WORKING & TRANSPORT DIMENSIONS)**



TRANSPORT & WORKING



WEIGHT 28,500KG (62,832LBS)



674

The Terex Finlay 674 is a compact easily transportable machine that offers operators rapid set up and tear down times. The screenbox features three decks giving a large screening area of 170ft² to provide efficient screening even at small fractions and high capacity. The screenbox features quick wedge tensioning, access holes and bottom deck hydraulic tensioning system to reduce time required for mesh changes. All four discharge conveyors are adjustable and hydraulically fold for transport. The fourth product 'oversize plus' conveyor has variable tilt and side slew to accurately discharge material for recirculation and stockpiling.

KEY FEATURES

- Triple deck screen with galvanized all round fixed catwalk access for ease of operation and maintenance.
- The fourth (oversize plus) conveyor provides variable tilt and side slew capability to accurately discharge materials for recirculation to crushers or for stockpiling.
- Maximum utilisation of the three decks provides ultra-efficient screening capabilities even at small aggregate sizes.
- Updated hopper and belt feeder gives improved material flow onto main conveyor.
- Screen box angle can be hydraulically adjusted to an angle between 18° - 37°



684 2-Deck

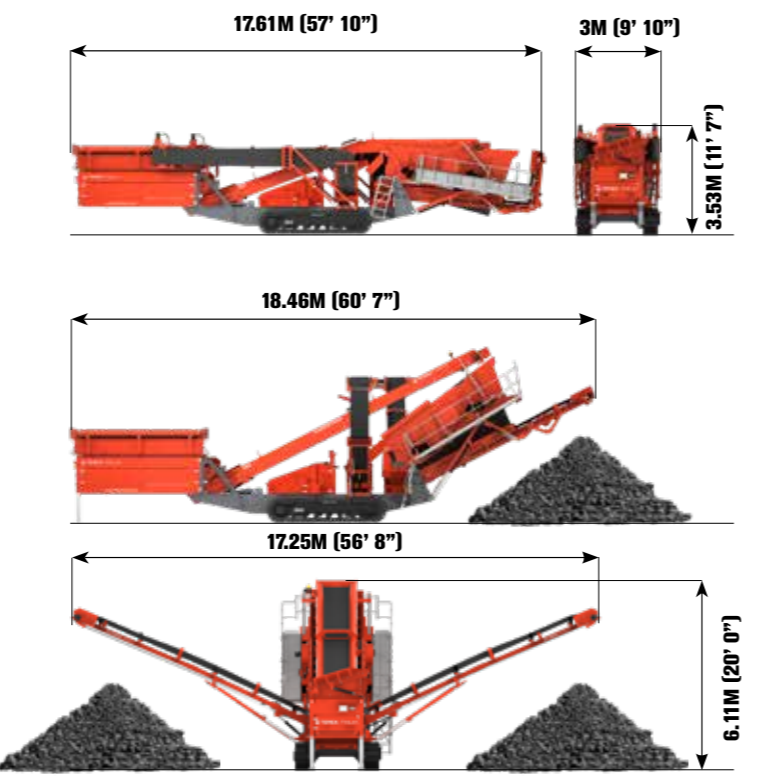


The Terex Finlay 684 is a compact easily transportable machine that offers operators rapid set up and tear down times. The screenbox features two large 4.3m x 1.7m (14' x 5' 7") inclined screen decks giving a large screening area to provide efficient screening and high capacity. The screenbox features quick wedge tensioning on the top deck, access holes and bottom deck hydraulic tensioning system to reduce time required for mesh changes. All three discharge conveyors are adjustable and hydraulically fold for transport.

KEY FEATURES

- Double deck 4.3m x 1.7m (14' x 5' 7") screen with full catwalk access.
- Maximum utilisation of the two 4.3m x 1.7m (14' x 5' 7") decks provides ultra-efficient screening capabilities even at small aggregate sizes.
- A combination of quick wedge tensioning on the top deck, convenient access holes and hydraulic tensioning on the bottom deck ensure mesh set up and change out times are kept to an absolute minimum.

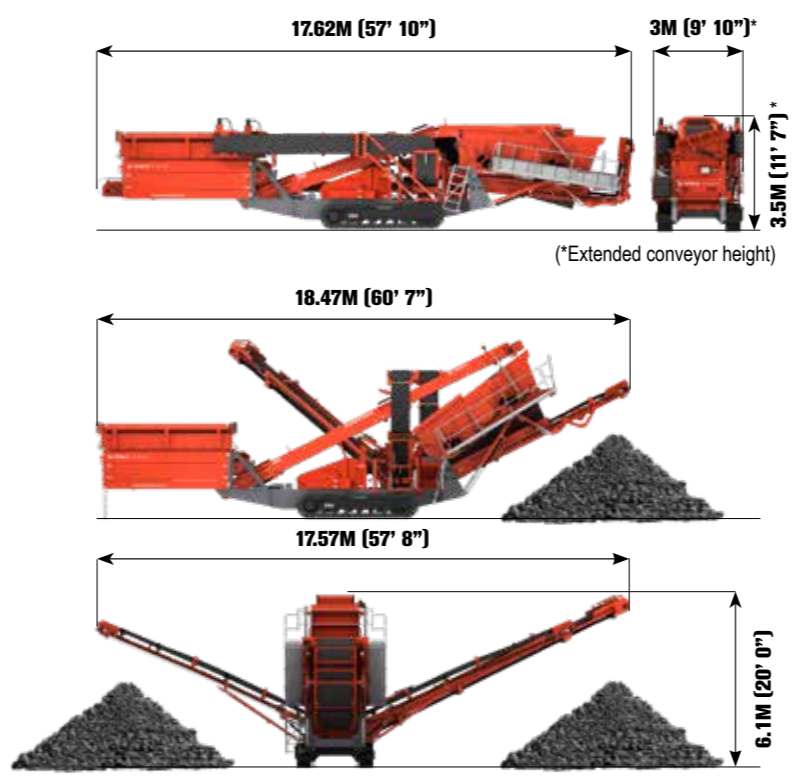
TRANSPORT & WORKING



WEIGHT
28,750KG (63,380LBS) (WITH TIPPING GRID)



TRANSPORT & WORKING



WEIGHT
33,500KG (73,800LBS)



684 3-Deck

The Terex Finlay 684 is a compact easily transportable machine that offers operators rapid setup and tear down times. The screenbox features three large 4.3m x 1.7m (14' x 5' 7") inclined screens giving a large screening area of 236ft² to provide efficient screening and high capacity. The screenbox features quick wedge tensioning, access holes and bottom deck hydraulic tensioning system to reduce time required for mesh changes. All four discharge conveyors are adjustable and hydraulically fold for transport. The fourth product 'oversize plus' conveyor has variable tilt and side slew to accurately discharge material for recirculation and stockpiling.

KEY FEATURES

- Triple deck 4.3m x 1.7m (14' x 5' 7") screen with full catwalk access.
- The fourth (oversize plus) conveyor provides variable tilt and slide slew capability to accurately discharge materials for recirculation to crushers or for stockpiling.
- Maximum utilisation of three 4.3m x 1.7m (14' x 5' 7") decks provides ultra-efficient screening capabilities even at small aggregate sizes.
- A combination of quick wedge tensioning, convenient access holes and hydraulic tensioning on the bottom deck ensure mesh set up and change out times are kept to an absolute minimum.



693+



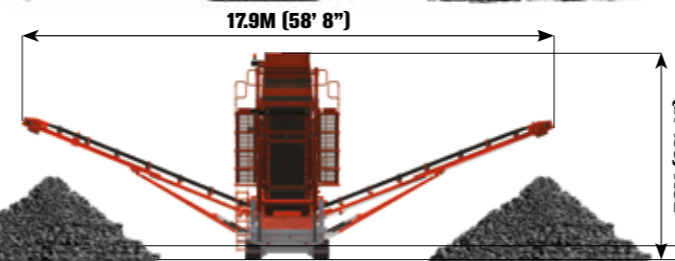
The double deck Terex Finlay 693+ has been designed and developed to fulfill the demands of today's high production producer. The double deck screen configuration provides two full sized 6.1m x 1.53m (20' x 5') screen decks. A high capacity belt feed hopper is available with remote tipping grid or double deck vibrating grid. Impressive features include hydraulic tipping reject grid complete with grouser bars, three on-board hydraulic folding conveyors and low level greasing access points.

Now available with dual power technology option. On-board electrical motors allow flexibility to run from an outside power supply or standard on-board engine.

KEY FEATURES

- The double deck 6.1m x 1.53m (20' x 5') screen box with full catwalk access is the largest and most accessible in it's class.
- A combination of quick wedge tensioning on the top deck and hydraulic tensioning on the bottom deck ensure mesh set up and change out times are kept to an absolute minimum.
- Maximum utilisation of the 6.1m x 1.53m (20' x 5') decks provide ultra-efficient screening capacities even at small aggregate sizes.
- Screen box angle can be hydraulically adjusted to an angle between 18° and 30°.

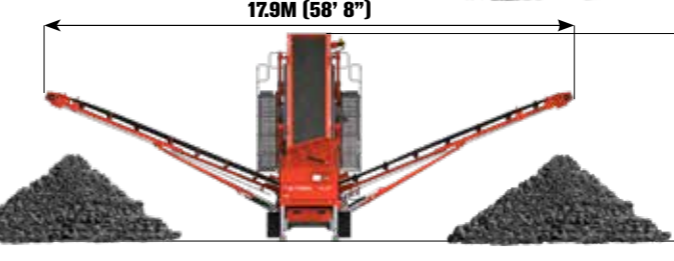
TRANSPORT & WORKING



WEIGHT
34,850KG (76,831LBS)
WITH TIPPING GRID



TRANSPORT & WORKING



WEIGHT
34,850KG (76,831LBS)
WITH TIPPING GRID



693+ PROGRESS THROUGH DIVERSITY
SPALECK since 1869
conveying and separation technology

The Terex Finlay 693+ Spaleck is the ultimate in mobile fine screening and separation technology. At the heart of the plant is an innovative 2-deck German designed and constructed high performance aggressive screenbox with state of the art flip flow technology on both the top and bottom decks.

Its processing capabilities and application flexibility make the machine the ultimate tracked mobile solution for the processing and separation of recycling materials such as incineration slag, shredder light and heavy fraction, scrap metal, electronic scrap, compost, clay, quarry dust, aggregate, plastic fractions, biomass, topsoil, ore and aggregates etc.

Now available with dual power technology option. On-board electrical motors allow flexibility to run from an outside power supply or standard on-board engine.

KEY FEATURES

- Unique flip-flow on top and bottom deck guarantees first-class screening, even for difficult material.
- Double deck screen box, each deck 5.9m x 1.5m (20' x 5').
- Non blinding screening mats - less contamination.
- Dynamic wear resistant screening mats allow an efficient material flow - screwless mounted and fast changeover.
- Low maintenance, since the high acceleration on the screening mats ensures a self-cleaning effect.
- Wet, moist, dry and mixed materials e.g. recycling and skip waste fines material, compost, aggregates, waste wood, timber etc.

694+

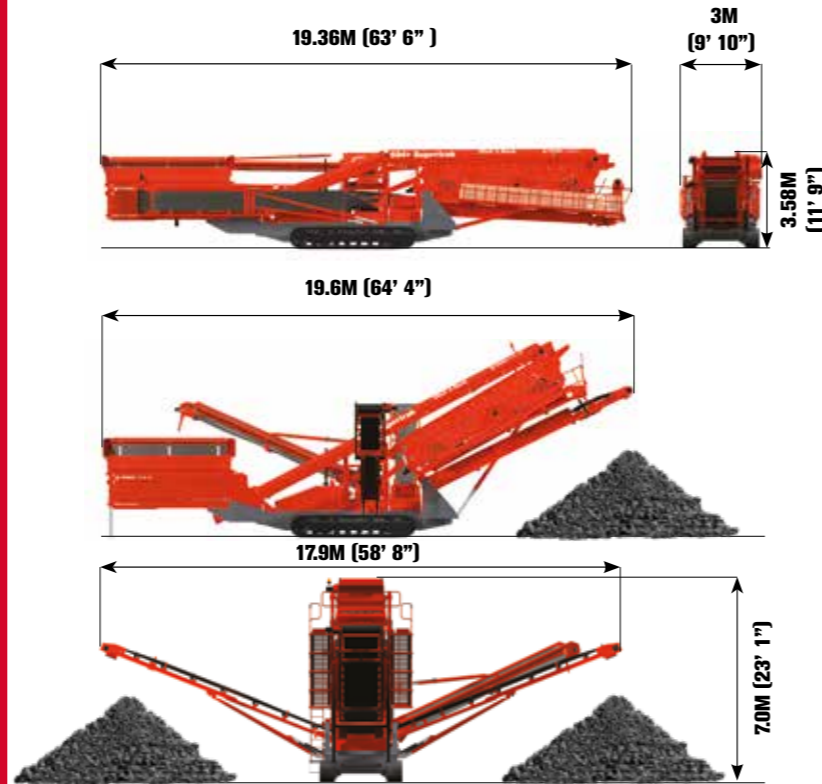


With 'best in class' production levels, set up time and ease of operation, the Terex Finlay 694+ is the industry's leading tracked mobile inclined screen. A high capacity belt feed hopper is available with remote tipping grid or double deck vibrating grid. The triple deck screen configuration provides three full sized 6.1m x 1.53m (20' x 5') screens. An innovative hydraulically folded fourth conveyor allows simple adjustment with variable tilt and slew discharge for recirculation or stockpiling of finished material. Washing equipment can be fitted to the screenbox if required between 18 degree and 30 degree.

KEY FEATURES

- ▶ The triple deck 6.1m x 1.53m (20' x 5') screen box with full catwalk access is the largest and most accessible in it's class.
- ▶ A combination of quick wedge tensioning, convenient access holes, and hydraulic tensioning on the bottom deck ensure mesh set up and change out times are kept to an absolute minimum.
- ▶ Maximum utilisation of three 6.1m x 1.53m (20' x 5') decks provide ultra-efficient screening capacities even at small aggregate sizes.
- ▶ The fourth (oversize plus) conveyor provides hydraulic variable tilt and side slew capability to accurately discharge materials for recirculation to crushers or for stockpiling.
- ▶ Screen box angle can be hydraulically adjusted to an angle between 18° and 30°

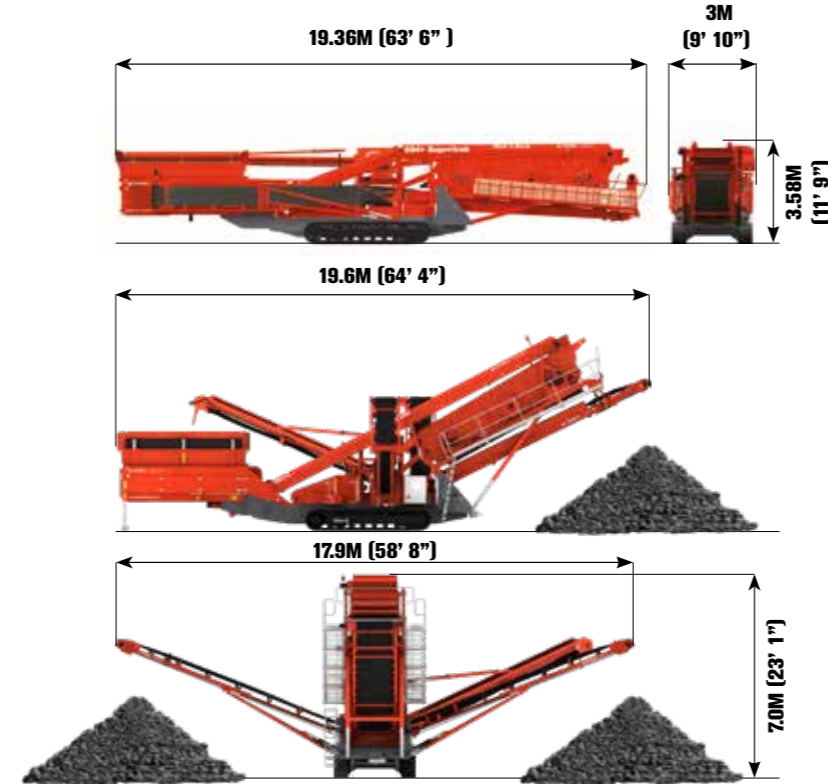
TRANSPORT & WORKING



WEIGHT
39,250KG (86,531LBS)
(WITH TIPPING GRID)



TRANSPORT & WORKING



WEIGHT
40,000KG (88,184LBS)
(WITH TIPPING GRID)



694+

The dual powered Terex Finlay 694+ inclined screen offers operators the flexibility to power the plant either by an electrical connection or diesel/hydraulic configuration. The plant features a triple deck screen configuration providing three full sized 6.1m x 1.53m (20' x 5') screens. An innovative hydraulically folded fourth (oversize plus) conveyor allows simple adjustment with variable tilt and slew discharge, between 18 degree and 30 degree, for recirculating in closed circuit with a crusher or stockpiling of finished material.

KEY FEATURES

- ▶ The plant's electrically driven power system provide significant cost advantages and efficiencies.
- ▶ Superior performance in dusty applications and in high altitude environments.
- ▶ The triple deck 6.1m x 1.53m (20' x 5') screen box with full catwalk access is the largest and most accessible in it's class.
- ▶ Maximum utilisation of three 6.1m x 1.53m (20' x 5') decks provide ultra-efficient screening capacities even at small aggregate sizes.
- ▶ Screen box angle can be hydraulically adjusted to an angle between 18° and 30°



863




The Terex Finlay 863 mobile tracked heavy duty screen is a compact and aggressive forward facing screen. This flexible and mobile plant can work in aggregates, sand and gravel, top soil, construction demolition and recycling applications where site space is at a premium. The fully self-contained plant can be hydraulically folded and ready for transport in less than an hour making it the ideal machine for contract screening. The plant has the capacity to process at a rate of up to 280 tonnes per hour and can be fed either by a tracked mobile crusher or an excavator.

KEY FEATURES

- Aggressive screen box can accept bofor bars, screenharps, woven mesh, punch plate and cascade fingers.
- Screen box angle can be hydraulically adjusted to an angle between 14° to 18°.
- Screen box discharge end can be hydraulically raised 500mm to facilitate efficient and easy media access and changing.
- Oversize conveyor angle can be hydraulically adjusted from 15° to 24°.


TRANSPORT & WORKING



WEIGHT
18,300KG (40,350LBS) WITH BELT FEEDER



TRANSPORT & WORKING



WEIGHT
26,300KG (57,982LBS)
STANDARD MACHINE CONFIGURATION



873

The NEW Terex Finlay 873 is ideally suited to working in aggregates, sand and gravel, top soil, construction demolition and recycling applications. This highly versatile machine can be fed either by a tracked mobile crusher, shovel or an excavator and has the capacity to process at a rate of up to 450 Tonnes per hour.

KEY FEATURES

- Screen box angle can be hydraulically adjusted to an angle between 13° to 19°.
- Screen box discharge end raises hydraulically 500mm to facilitate mesh changing.
- Screen box can accept punch plate, cascade fingers, bofor bars and speedharps.
- Galvanised access catwalk on both side of screen.
- Oversize conveyor angle can be adjusted from 18° to 24°.
- 1.2m wide Belt feeder complete with 7m³ manual folding hopper.

Now available with dual power technology option. On-board electrical motors allow flexibility to run from an outside power supply or standard on-board engine.



873 PROGRESS THROUGH DIVERSITY
SPALECK since 1869
conveying and separation technology



The NEW Terex Finlay 873 Spaleck is ideally suited to working in aggregates, sand and gravel, top soil, construction demolition and recycling applications. This highly versatile machine can be fed either by a tracked mobile crusher, shovel or an excavator.

The unique stepped top deck design combined with state of the art flip flow technology on the bottom deck catapults the 873 Spaleck into a class of its own.

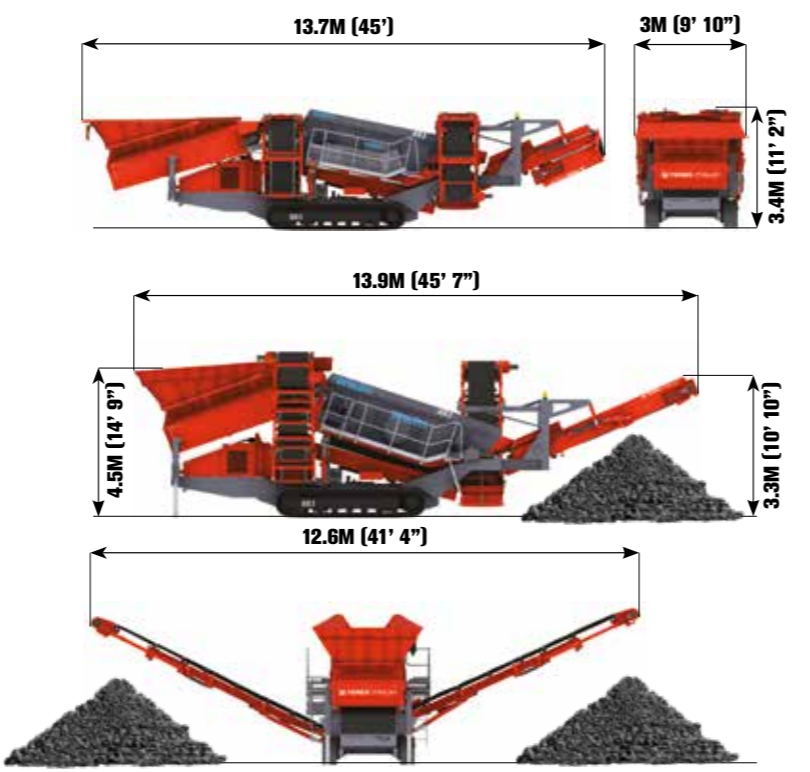
Its processing capabilities and application flexibility make the machine the only all in one mobile solution for processing difficult waste, recycling, slag, C&D, shredded metal, wood, compost, mulch, ores, coal, soil...

Now available with dual power technology option. On-board electrical motors allow flexibility to run from an outside power supply or standard on-board engine.

KEY FEATURES

- Nearly blockage-free screening in the upper and lower deck thanks to tried and tested 3D and Flip-Flow technology.
- The 3D screening segments guarantee accurate screening with no long pieces passing into the middlegrade material.
- The Flip-Flow screen with screwless mounted screen mats avoids unnecessary cleaning and reduces maintenance times.
- Galvanised access catwalk on both side of screen.
- Oversize conveyor angle can be adjusted from 18° to 24°.
- 1.2m wide Belt feeder complete with 7m³ manual folding hopper.

TRANSPORT & WORKING

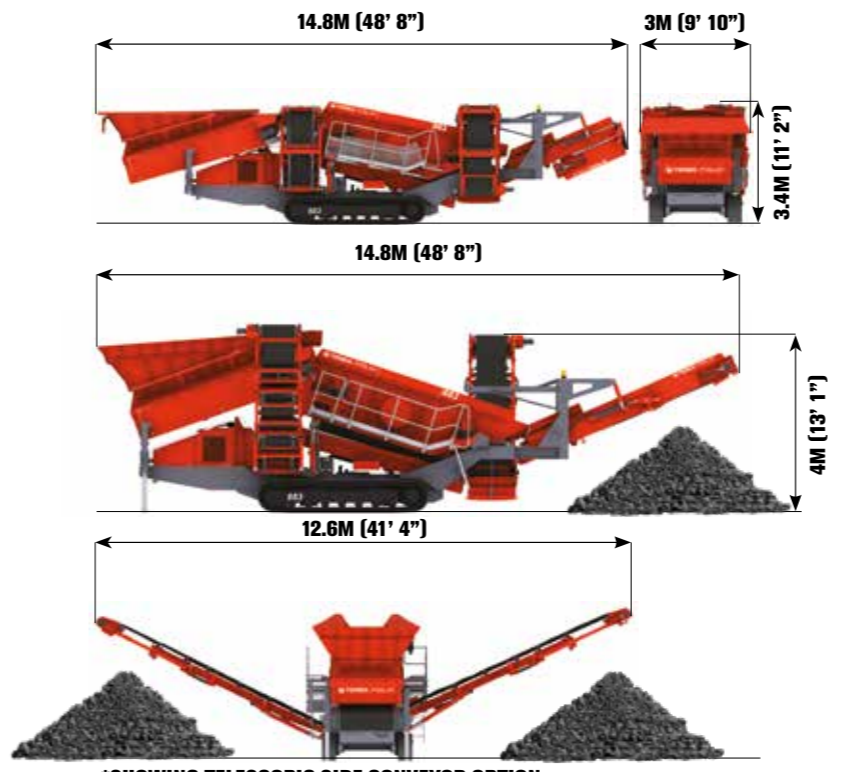


WEIGHT

25,800KG (56,879LBS)
 (STANDARD MACHINE CONFIGURATION ESTIMATED)
 * SHOWING TELESCOPIC SIDE CONVEYOR OPTION



TRANSPORT & WORKING



*SHOWING TELESCOPIC SIDE CONVEYOR OPTION

WEIGHT

31,000KG (68,340LBS)
 (STANDARD MACHINE CONFIGURATION)



883+

The high performance Terex Finlay 883+ is designed to work after a primary crusher or on it's own as a frontline tracked mobile screening machine. Applications include quarrying, mining construction and demolition debris, topsoil, recycling, sand, gravel, coal and aggregates. The plant has the capacity to process at a rate of up to 500 tonnes per hour and can be fed either by a tracked mobile crusher or an excavator.


Now available with dual power technology option. On-board electrical motors allow flexibility to run from an outside power supply or standard on-board engine.

KEY FEATURES

- Aggressive screen box can accept bofor bars, speedharps woven mesh, punch plate, tines and cascade fingers.
- Modular configuration screen box with 4.8m x 1.5m (16' x 5') top deck and bottom deck screen.
- Screen box angle can be hydraulically adjusted to an angle between 13° to 19°.
- Screen box discharge end can be hydraulically raised 500mm to facilitate efficient and easy media access and changing.
- All stockpiling conveyors are hydraulic angle adjustable.



TRANSPORT & WORKING



WEIGHT

34,180KG (75,354LBS)
(STANDARD MACHINE CONFIGURATION)



883+
TRIPLE SHAFT

The high performance Terex Finlay 883+ is designed to work after a primary crusher or on it's own as a frontline tracked mobile screening machine. Applications include quarrying, mining construction and demolition debris, topsoil, recycling, sand, gravel, coal and aggregates. The plant has the capacity to process at a rate of up to 600 tonnes per hour and can be fed either by a tracked mobile crusher, shovel or an excavator. Now available with dual power technology option. On-board electrical motors allow flexibility to run from an outside power supply or standard on-board engine.

KEY FEATURES

- Higher G-force and larger stroke of the triple shaft screenbox provides the optimal solution for high productivity in dry and sticky applications.
- Multiple media configurations including bofor bars, finger screens, woven mesh and punch plates are available for a wide range of applications, from fine screening to heavy scalping.
- All media configurations are compatible with both the standard and triple shaft screenboxes.
- The banana profile of the bottom deck maximizes the screening of fine materials.

883+
TRIPLE SHAFT





883+ PROGRESS THROUGH DIVERSITY
SPALECK since 1869
 conveying and separation technology



The Terex Finlay 883+ Spaleck is the ultimate in mobile screening and separation technology. At the heart of the machine is the 2 deck German designed and constructed high performance screenbox.

The unique stepped top deck design combined with state of the art flip flow technology on the bottom deck catapults the 883+ Spaleck into a class of its own.

Its processing capabilities and application flexibility make the machine the only all in one mobile solution for processing difficult waste, recycling, slag, C&D, shredded metal, wood, compost, mulch, ores, coal, soil...

The Spaleck heavy duty vibrating screen is near to blockage and maintenance-free and has a processing range of 1mm to 120mm.

Now available with dual power technology option. On-board electrical motors allow flexibility to run from an outside power supply or standard on-board engine.

KEY FEATURES

- Unique, stepped, 3D punch plate top deck design.
- State of the art Flip - Flow technology bottom deck.
- Flexibility to work in difficult waste processing, slag, biomass, compost, etc.
- Screen box discharge end can be hydraulically raised 500mm to facilitate efficient and easy media access and changing.
- All stockpiling conveyors are hydraulic angle adjustable.

TRANSPORT & WORKING



* SHOWING TELESCOPIC SIDE CONVEYOR OPTION

WEIGHT
 30,500KG (67,240LBS)
 (STANDARD MACHINE CONFIGURATION ESTIMATED)



TRANSPORT & WORKING



WEIGHT
 48,000KG (106,000LBS) ESTIMATED
 MACHINE SHOWS
 FEEDER AT MAX FEED HEIGHT, SCREEN AT MAX WORKING ANGLE
 CONVEYOR MAX DISCHARGE HEIGHT



893

The Terex Finlay 893 heavy duty screen is a robust high capacity machine, engineered and built for working in quarrying, mining, construction and demolition debris, topsoil, recycling, sand, gravel, coal and aggregate applications. The 893 features an aggressive forward-facing inclined modular configuration screen box with a 6.1m x 1.83m (20' x 6') top deck and a 5.5m x 1.83m (18' x 6') bottom deck and can accept bofar bars, speedharps, woven mesh, punch plate, tines and cascade fingers.

KEY FEATURES

- Versatile aggressive screen box can be easily adapted to suit many applications.
- Modular configuration screen box with 6.1m x 1.83m (20' x 6') top deck and 5.5m x 1.83m (18' x 6') bottom deck screen.
- Screen box angle can be hydraulically adjusted to an angle between 14° to 18°.
- Screen box discharge end can be hydraulically raised 600mm to facilitate efficient and easy media access and changing.
- All stockpiling conveyors are hydraulic angle adjustable with hydraulic extending head sections for maximum discharge & stockpile height.
- Apron feeder angle adjustable, lower position to accommodate crusher feed, high position provides reduced feeder incline angle when operated in direct feed mode from excavator/loader.



984



The Terex Finlay 984 is a high performance horizontal 3 deck screener that is easy to set up, versatile and ideal for handling large volumes of material in quarrying, mining and recycling applications.

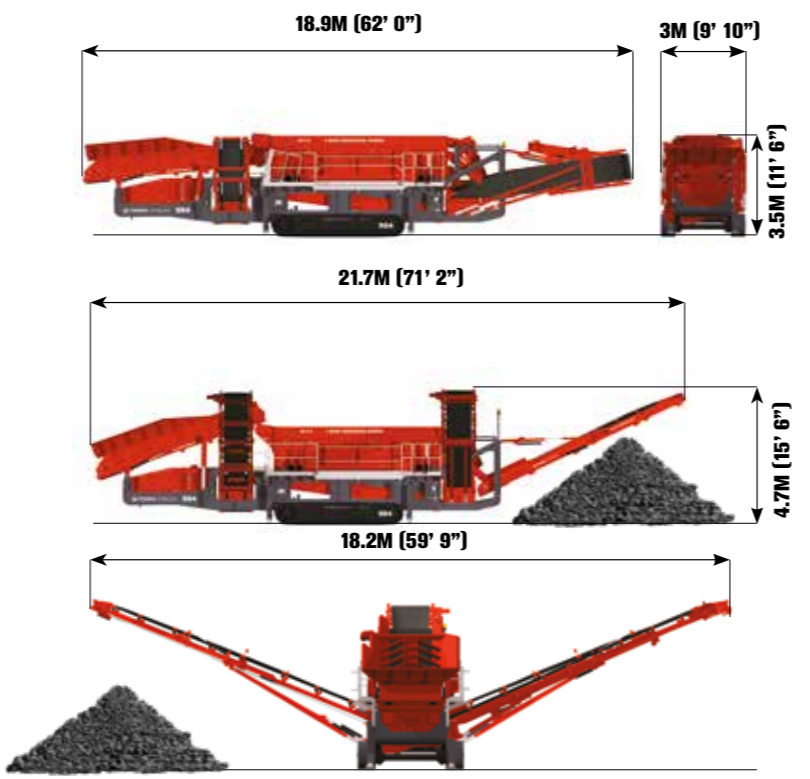
Incorporating the proven 6.1m x 1.93m (20' x 6' 4") Terex Cedarapids 6203 triple shaft screen for screening four product sizes of products maximising throughput and profitability. The adjustable elliptical throw of the three deck screen combines linear and circular amplitude to produce and aggressive screening action that reduces plugging and increases quality output.

The 4 on-board product conveyors provide generous stockpiling capacity and fold hydraulically into one of the smallest transport envelopes for this class of machine.

KEY FEATURES

- The innovative patented hydraulic folding conveyors system enables compact transport envelope width of only 3m (9' 10").
- The innovative oval-throw action makes the horizontal screen virtually non-plugging.
- The ability to fine tune stroke angle, amplitude and speed of the screenbox allows throughput of materials up to 800tph.


TRANSPORT & WORKING



WEIGHT
43,100KG (95,019LBS)
(STANDARD MACHINE CONFIGURATION)



TRANSPORT & WORKING



WEIGHT
19,500KG (42,990LBS)
(STANDARD MACHINE CONFIGURATION)



595

The Terex Finlay 595 Hydratrak is a self contained high capacity mobile scalping unit. Designed and constructed to the highest specification, the 595 can withstand the toughest of applications from waste reclamation projects to quarry face and demolition environments, special features include a heavy duty twin deck vibrating grid, remote control movement and a tracked undercarriage.

KEY FEATURES

- Heavy duty aggressive scalping and screening double deck grid.
- Robust T-Bar cassette top deck and meshed bottom deck configuration for accurate screening of product material.
- Hydraulic folding main conveyor and grid raise allow for rapid set up and tear down times.

The Terex Finlay tracked mobile conveyor range currently consists of two self-powered tracked options, 65ft and 80ft. Transport costs of each conveyor are kept to a minimum, due to the compact transport design, allowing them to be easily tracked in and out of a 40ft container and shipped globally. A simple yet robust design allows for easy setup and positioning to fit the customers' requirements. The 36.4.3kW (49hp) Deutz engine and powerful hydraulic drive deliver impressive capacities of up to 400tph. The design provides a full range of high specification options including full under belt and head drum guarding, radio control movement and setup where required.

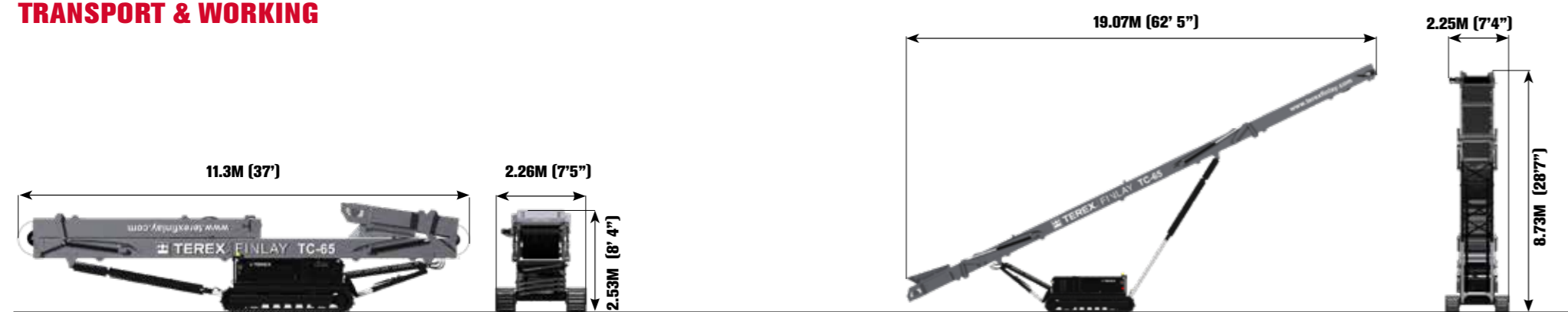


TC-65 



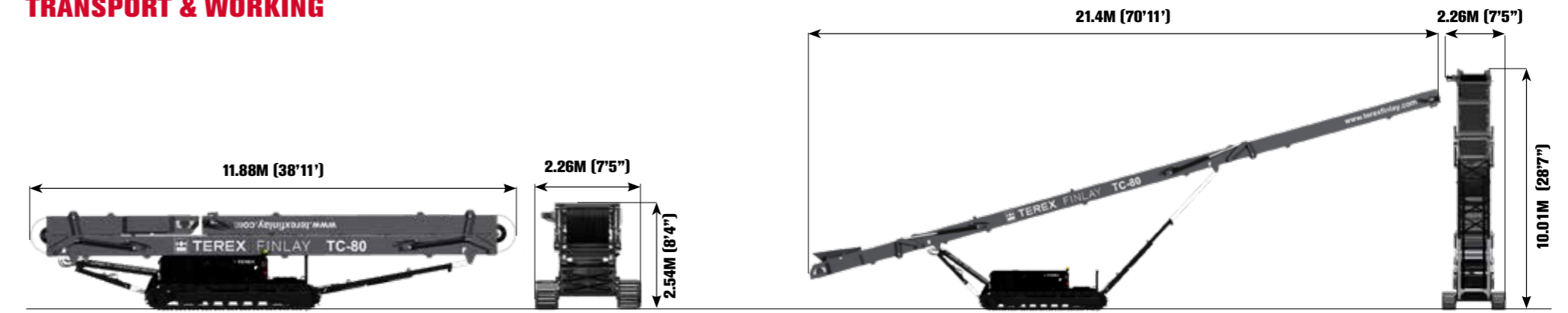
 **TC-80**

TRANSPORT & WORKING



WEIGHT 11,300KG (24912LBS)
(STANDARD MACHINE CONFIGURATION)

TRANSPORT & WORKING



WEIGHT 13,100KG (28880 LBS)
(STANDARD MACHINE CONFIGURATION)



FLEET MANAGEMENT SYSTEM



ENABLES YOU TO **MANAGE YOUR ENTIRE FLEET** FROM YOUR DESKTOP OR MOBILE DEVICE



J-1175 Jaw Crusher
GIVES YOU **ANYTIME REMOTE ACCESS** TO MACHINE HOURS AND LOCATION, FUEL CONSUMPTION, IDLE TIME, MAINTENANCE REMINDERS, AND MORE

MACHINE SCHEDULING



BOOST PROFITS



PRODUCTION COSTS



MACHINE DIAGNOSTIC



GEOFENCE AND TIMEFENCE ALERTS





Terex Finlay
Drumquin Road, Omagh,
Co. Tyrone,
N. Ireland,
BT78 5PN

T: +44 28 82 418 700
F: +44 28 82 244 294
E: sales@terexfinlay.com

Terex Finlay - North America
11001 Electron Drive
Louisville
KY 40299
USA

T: +1 502 736 5280
F: +1 502 736 5205
E: keith.mccann@terex.com

Terex Finlay - India
Infotech IT Park
Plot NO. 110A, B, Phase 1
Electronic City, Bangalore - 560100
Indian

T: +91 990 058 85 55
F: +91 80 3927 2000
E: viraj.parthi@terex.com

www.terexfinlay.com

